


DAY ONE/30/60












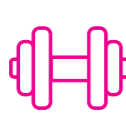










POST-COVID-19



A STUDY OF 1,000 U.S. ADULTS EXPLORED WHAT DAY ONE, THIRTY AND SIXTY LOOKS LIKE WHEN WE'VE RECEIVED THE ALL CLEAR TO RETURN TO NORMAL.

mower

How comfortable will people be doing common activities?

		DAY ONE	DAY 30	DAY 60
	Go back to my regular work environment	46%	67%	83%
	Resume a regular grocery shopping schedule	44%	68%	83%
	Visit with friends/family	42%	65%	82%
	Go to regular doctor/dentist appointment	34%	63%	81%
	Take a vacation by car	28%	51%	73%
	Go to a public park or beach	26%	52%	72%
	Visit the beauty salon	24%	48%	67%
	Go to a bar/restaurant	22%	49%	70%
	Go to a mall/shopping center	22%	48%	71%
	Go to a worship center	22%	43%	60%
	Send my kids back to school	21%	45%	63%
	Go to the gym	19%	39%	58%
	Stay in a hotel	18%	40%	65%
	Visit a museum, cultural or musical venue	17%	41%	66%
	Go to a movie theater	17%	38%	62%
	Stay in a privately-owned vacation rental	17%	35%	53%
	Fly on an airplane	16%	34%	56%
	Go to a sporting event	15%	34%	58%
	Go to a theme park	15%	32%	55%
	Go to the spa	14%	31%	51%
	Visit a casino	14%	29%	49%
	Travel internationally	12%	23%	42%